


Star 2



4 ของขวัญมีใครนำมาส่งมาให้เราคะ ใครเป็นคนนำของขวัญมาให้เราคะ



2 พระเยซูทรงนอนอยู่ที่ไหน หลังจากที่เราประสูติ?



8 Angel




6 ทำไมเราจึงฉลองคริสต์มาส?

1 เพราะวันนี้เป็นวันฉลองที่พระเยซูเกิดมาในโลกของเรา... (The day we celebrate the birth of Jesus in the world...)

2 ... (The baby Jesus was born in a manger...)

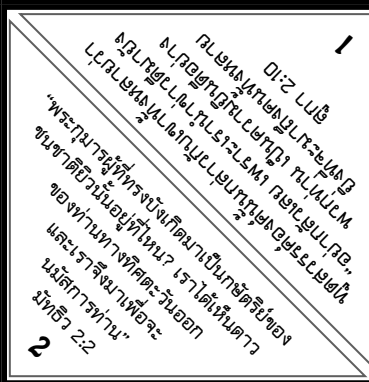


8 ใครมาหาพระเยซู หลังจากที่เราประสูติ?



1 2 อยู่ที่ไหน? (Where is it?)

2 ... (The sheep was brought by the angels...)



1 ... (The manger was made of wood...)




3 2 ... (The manger was made of wood...)



6 Shepherd





1 ... (The angels brought gifts to the baby Jesus...)



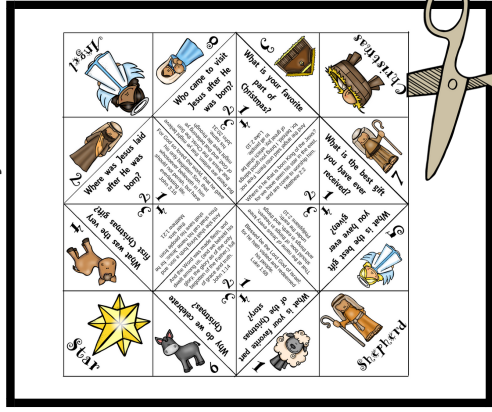
2 ... (The manger was made of wood...)



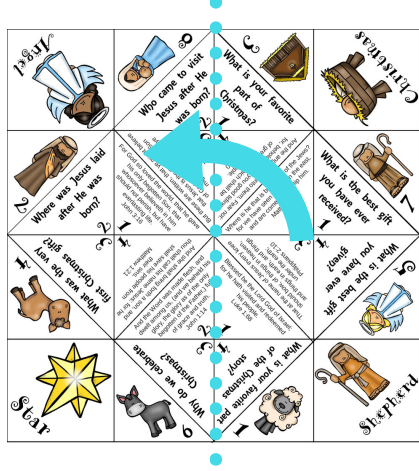
3 Christmas



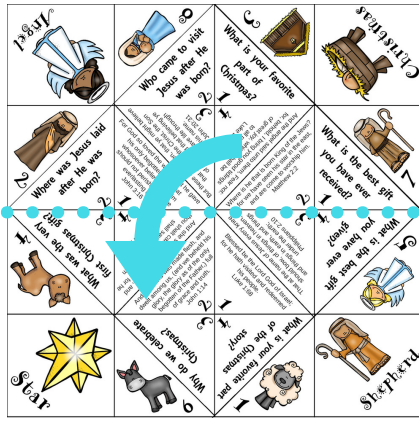
1. Cut out the square along the outer lines. Do not cut any interior lines.



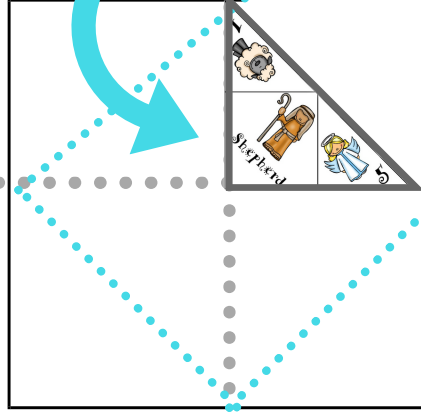
2. With picture side up, fold square in half. Unfold.



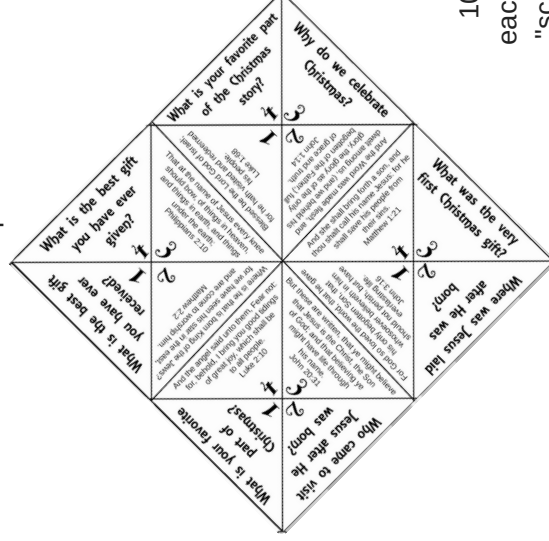
3. Fold in half the other direction. Unfold.



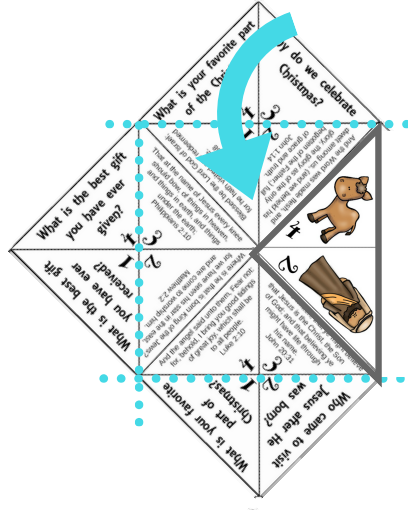
4. Flip paper over, picture side down. Fold the corners up and toward the center.




5. Flip the page over again so that the word side is up.



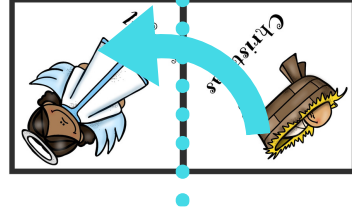
6. Fold the corners up to the center of the square.




7. You will now have a square with pictures up. Fold square in half.



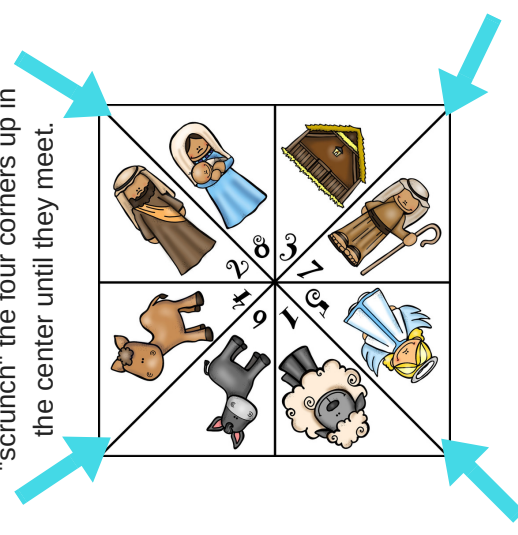
8. Fold rectangle in half.



9. You should have a tiny square. Unfold until you have 8 pictures looking up at you again.



10. Place your fingers under each of the flaps in the back and "scrunch" the four corners up in the center until they meet.



11. After the corners are lifted to the center, you should see this image, but 3-D. You are done!

